



scan me


alpha22

Sell Sheet

Description

alpha22


Step into the world of **Alpha 22**, a collection that seamlessly blends style and durability. This collection offers a rigid core design, which delivers a superior resistance to dents and moisture. Transform your surroundings with flooring that not only endures but also captivates with timeless elegance. Discover how your floor can make a statement of both strength and sophistication.




Cappuccino Oak




Early American



Gray Beach



Light Sand




Panna Oak




Natural Deco



Nebbia Grey



Nordic Sand



Soleil Oak



Spritz Cedar

Specifications

alpha22

Installation

Angle-Angle

Plank Size

7" x 48"

Overall Thickness

8 mm

Wear Layer

22 Mil

Plank / Box

7

Sqft / Box

16.83

Box / Pallet

45

Sqft / Pallet

757.35



High Density Core



Extreme
Scratch Resistance



Perfect for any room



Warm & Cozy Floor



Dent & Gouge Proof



Virgin Raw Materials



Pet Friendly



Waterproof

30
YEARS
WARRANTY
RESIDENTIAL

10
YEARS
WARRANTY
COMMERCIAL


EASY
TO INSTALL


EASY
TO CLEAN

floor
score
by SCS Certified


CARB
PHASE


SILENT
FLOOR




6 mm Core +
2 mm HD EVA

alpha22

Lets grow your business

Our range of displays, sample boards, strap sets and digital marketing resources are designed to help your team accelerate revenue and customer loyalty



 **scan me**



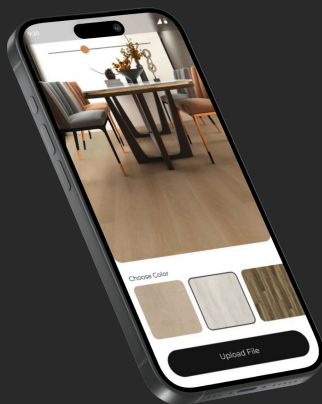
Strap Set



Sample Board



Architec Folder



Roomvo

Visualizer